



Les Paniers du Lavoir

Free pattern from L'Atelier Perdu



Quilt 141,5x170cm (56"x67")

Code Key	Tissu-Fabric	Ref-SKU	Qty
A		51555-1 Slate	150cm - 1 5/8yd
B		51556-2 Blush	25cm - 1/4yd
C		51554-3 Off white	25cm - 1/4yd
D		51551-2 Blush	45cm - 1/2yd
E		51550-X Off white	25cm - 1/4yd
F		51552-1 Slate	45cm - 1/2yd
G		51553-6 Russet	25cm - 1/4yd
H		51551-1 Slate	25cm - 1/4yd
I		51553-1 Slate	25cm - 1/4yd
J		51554-1 Slate	25cm - 1/4yd
K		51555-2 Blush	70cm - 3/4yd

All measurements in centimeters. 2,54cm = 1 inch

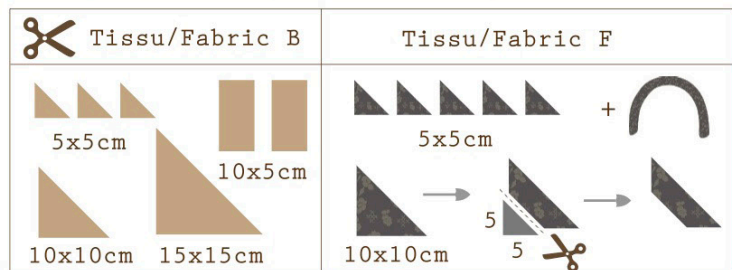
Copyright © 2019 - L'Atelier Perdu

Scanner ou télécharger sur internet est interdit/Scanning or uploading to the internet is prohibited.

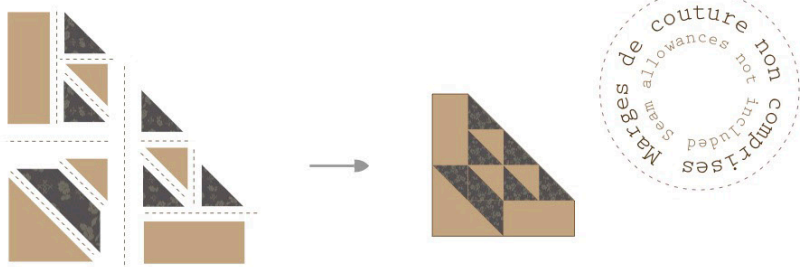


Bloc Panier - Basket block

* Découpe pour un panier - Cutting for one basket




* Assemblage d'un panier - Basket assembly



Appliquer l'anse du panier sur le grand triangle (gabarit taille réelle page suivante).


Appliqué the basket handle onto the large triangle (full size template next page).



All measurements in centimeters. 2,54cm = 1 inch

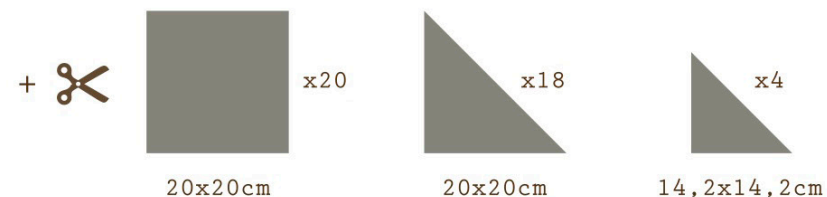
Scanner ou télécharger sur internet est interdit/Scanning or uploading to the internet is prohibited.

Répéter ce bloc avec ces couleurs pour obtenir 30 paniers.
Repeat this block in these colourways to get 30 baskets.



Préparation de l'assemblage - Assembly prep work

Couper les pièces ci-dessous dans le tissu bleu A.
Cut the pieces below in the blue fabric A.



Copyright © 2019 - L'Atelier Perdu

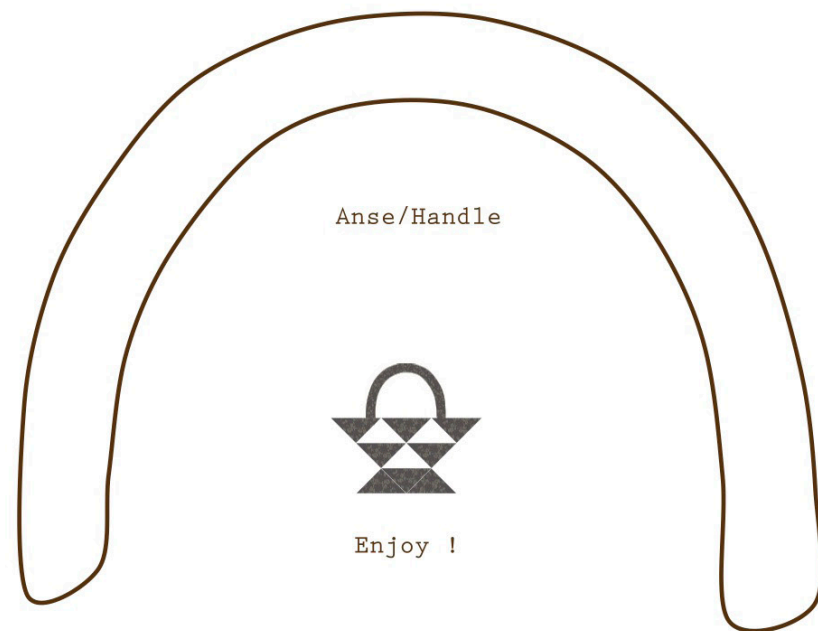


Assemblage du Quilt - Quilt Assembly 141,5x170cm (56"x67")



All measurements in centimeters. 2,54cm = 1 inch

Scanner ou télécharger sur internet est interdit/Scanning or uploading to the internet is prohibited.



Finitions - Finishing

Superposer tissu dos, molleton et top. Quilter selon vos envies.
Border le contour avec un biais bleu 51555-1 d'1cm de large.

Layer the top with cotton batting and backing fabric.
Quilt as you like.
Sew a 51555-1 blue binding strip (1cm wide) all around.

atelierperdu.fr

[instagram.com/atelierperdu](https://www.instagram.com/atelierperdu)

atelier-perdu.blogspot.com

Copyright © 2019 - L'Atelier Perdu